



District Report Card: 2017


State: Manipur	District: Thoubal
Class: 8	Subject: Language
Schools: 64	Students: 877


Participation/Coverage


Students

<div>GENDER</div> <div></div>	Boys		Girls	
	Number	%	Number	%
	366	41.73	511	58.27

<div>AREA</div> <div></div>	Rural		Urban	
	Number	%	Number	%
	579	66.02	298	33.98

<div>CATEGORY</div> <div></div>	SC		ST		OBC		GEN	
	Number	%	Number	%	Number	%	Number	%
	90	10.26	38	4.33	664	75.71	85	9.69

<div>CWSN</div> <div></div>	LD	VI	HI	S&LD	ID	Oth
	1	1	0	0	4	9

<div>Management</div> <div></div>	Government		Government-aided	
	Number	%	Number	%
	505	57.58	372	42.42

Average Performance of Students in Language (%)

Overall	Gender		Area		Management		Social Group			
	Male	Female	Rural	Urban	Govt.	Aided	SC	ST	OBC	GEN
47.20	48.72	46.11	44.85	51.77	47.41	46.92	45.48	42.28	47.81	46.43

Performance on Learning Outcomes (LOs)

Learning Outcomes	Description	Average Performance(%)
L813	Read textual/non-textual materials with comprehension and identifies the details, characters, main idea and sequence of ideas and events while reading	47.20

Range of Performance of Students who Answered Correctly							
Below 30%		30% - 50%		50% - 75%		Above 75%	
Number	%	Number	%	Number	%	Number	%
233	26.57	281	32.04	257	29.30	106	12.09

Lowest Performing Learning Outcomes (LOs)

1 - Read textual/non-textual materials with comprehension and identifies the details, characters, main idea and sequence of ideas and events while reading (47.20)